

CORTEN STEEL PLANTERS



Product description

The standard material thickness of our Corten Steel planters is 2mm, although they can also be produced in 3-4 and 5mm. Corten Steel, also known as weather resistant steel. As soon as Corten Steel is exposed to the elements it will naturally weather and develop a protective layer of rust, this can take several months. This natural fixed coating of rust provides protection against further corrosion. Characteristic of Corten Steel is the orange brown rust colour and its longevity. Our Corten Steel products are delivered un-rusted and the weathering process will take approximately 4-5 months. This process can be accelerated using our BIO rust accelerator available on our website.

SPECIFICATIONS

General information

Our planters consist out of:

- Double folded top edge
- 15 or 90 mm high feet
- Material thickness: 2 mm
- Drainage holes: 27mm diameter
- Reinforcements against deformation
- 5 year warranty (descending)

Options

- Watertight
- Anchoring eyes
- Open bottom
- Welded overflow pipe (in combination with polyurea coating on inside)
- Wheels (not all models)
- Infinity system (page 3)
- Custom made

Corten

- Brown-orange rust colour
- Delivered un-rusted
- Rust process takes 4-5 months
- BIO rust accelerator available

IMPORTANT

Points of attention

- All packaging materials must immediately be removed from the products.
- Corten Steel should never be constantly in moisture, it should drain well and ventilate in all situations.
- Products will be delivered un-rusted.
- We only use Corten steel type S355JOWP.
- Coastal areas: We do not recommend using Corten steel within a radius of 2 km from a coastline.
- During the weathering process rust residue can come off the product.
- Drilling / grinding in the material is not permitted.
- Watertight planters are not suitable for pond application.
- As standard planters are not watertight.
- Our planters are not suitable to move once filled.

Maintenance

- Annual cleaning by removing dirt using clean tap water.
Note! Do not use a high-pressure cleaner.

PLACEMENT

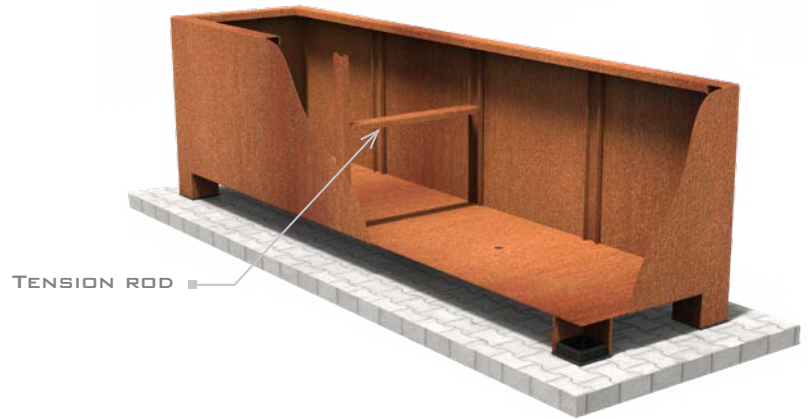
PLACEMENT

1. Provide a flat, solid surface. If not done carefully, it can create tension in the product which can result in damage to the product.

Note! Never use an overflow pipe with Corten Steel planters!

2. Tension rods in planters are essential for the construction and dimensional stability of the planter. A tension rod must never be removed!

3. Always provide sufficient breathing space (minimum 1 cm) around the planters to prevent moisture trapping.



PLANTING ADVICE

5. Fill the planter with a layer of pebbles, about 10cm high. Do not use hydro grains with Corten Steel planters.

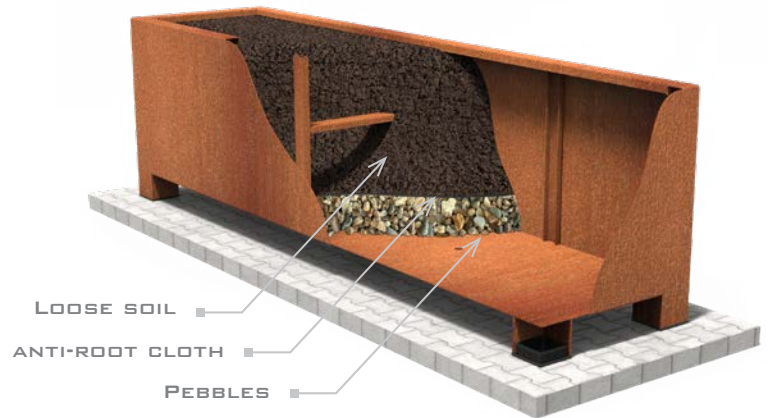
Note! Use pebbles instead of hydro grains for Corten Steel planters! (no water may remain in the planter).

6. Place a moisture-permeable anti-root cloth on top of the pebbles.

Note! Raise the cloth at the edges at least 10 cm for an ideal effect.

7. Cover the anti-root cloth with a layer of airy soil mixture adapted to the planting to be applied.

Note! The soil in the planter should never be tamped down, this can cause damage to the planter.

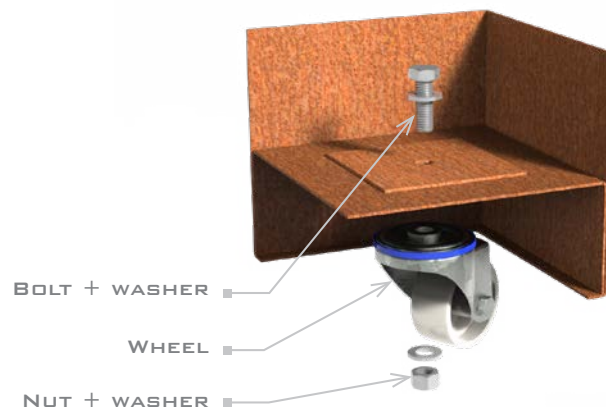


INSTALL WHEELS

1. Wheels are supplied separately with the planter. Assembly is very easy, see image on the right.

2. Insert the bolt with washer on the inside of the planter through the hole in the square plate.

3. Slide the wheels over the bolts and then tighten them with the supplied nuts.

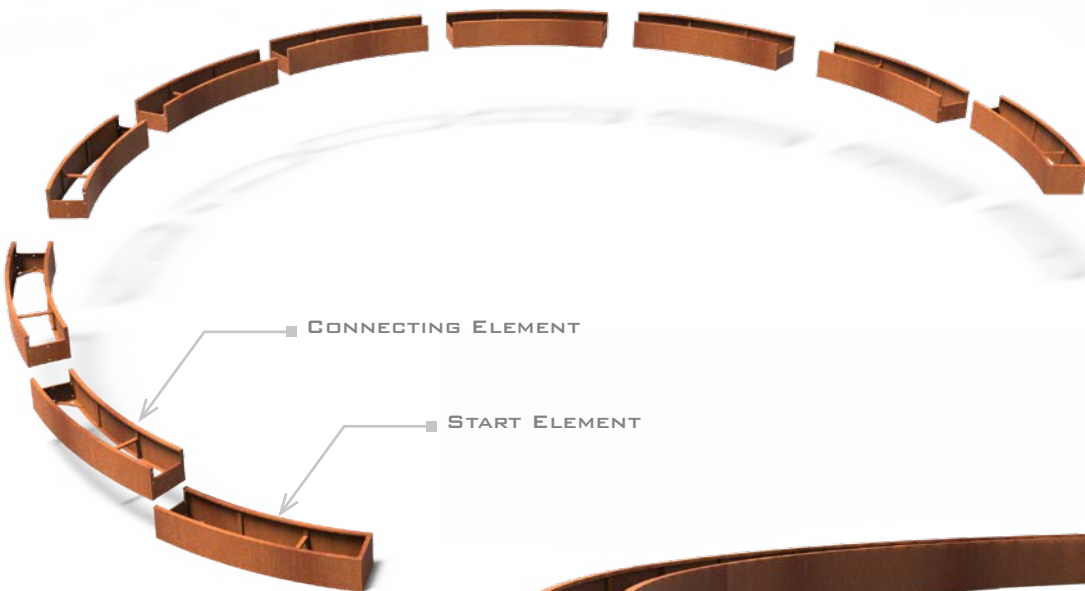


INFINITY SYSTEM

INFINITY SYSTEM

Thanks to the infinity system, it is possible to create an "infinitely" long planter (delivered in sections). The system can be used for both curved and straight shapes. All supplies for connecting the planters are included.

BLINDLY CONNECTED
Simple bolt and nut construction makes mounting easy.



CORTEN STEEL PLANTERS

MODELS

For a complete overview of all our products and specifications, please visit www.adezz.com.



ANDES



ANDES WITH FEET



ATLAS



ATLAS WITH FEET



CADO



CADO WITH FEET



ELLIPSE



PLANTFRAME

OPTIONS



CUSTOM MADE



INFINITY SYSTEM



WHEELS



OPEN BOTTOM

ACCESSORIES

ACCESSORIES

All our accessories meet the highest standards and are an highly suitable addition to our products. Visit www.adezz.com for a complete overview of our accessories.



RUST ACCELERATOR

Our Corten Steel products are delivered un-rusted and the weathering process will take approximately 4-5 months. This process can be accelerated with the BIO rust accelerator available on our website. Always read the descriptions on the packaging carefully before use.



CORTEN VARNISH

Corten varnish can be applied to the Corten Steel products to stop the weathering process. Always read the descriptions on the packaging carefully before use.



WHEELS

Wheels are an option on many of our products. Check www.adezz.com for the options per product (Total load capacity 450kg).